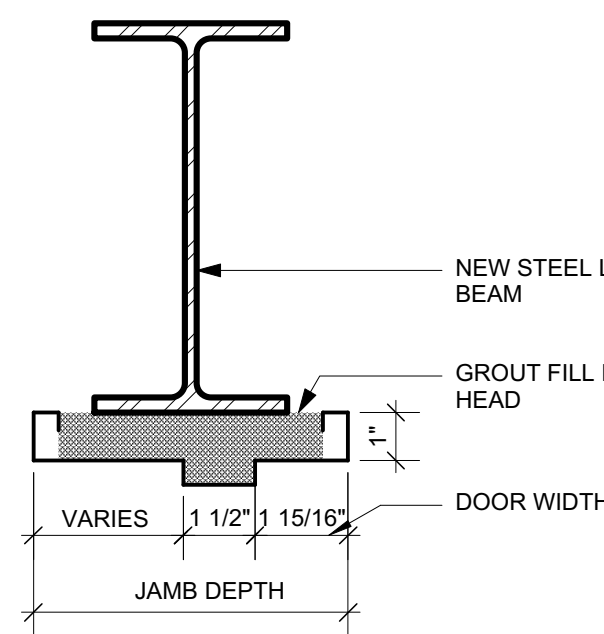


Finish Schedule									
ID	ROOM NAME	FLOOR FINISH	BASE MATERIAL	NORTH WALL FINISH	EAST WALL FINISH	SOUTH WALL FINISH	WEST WALL FINISH	CEILING	CEILING HT
100	Reception	VCT	RB	Painted CMU	Painted CMU	Painted CMU	Painted CMU	ETR	See A1.2
100A	Main Entry	Entrance Mat	RB	Painted CMU	Painted CMU	Painted CMU	Painted CMU	ETR	See A1.2
100B	Records	VCT	RB	Painted CMU	Painted CMU	Painted CMU	Painted CMU	ETR	See A1.2
100C	Nurse	VCT	RB	Painted CMU	Painted CMU	Painted CMU	Painted CMU	ETR	See A1.2
100D	Toilet	PT	PT	Epoxy Painted CMU	Epoxy Painted CMU	Epoxy Painted CMU	Epoxy Painted CMU	ETR	See A1.2
101	Lobby	VCT	RB	Painted CMU	Painted CMU	Painted CMU, Curtain Wall	Painted CMU	ACT	See A1.2
101A	Star	VCT, Resilient Treads, Risers & Landing	RB	Painted CMU	Painted CMU	Painted CMU	Painted CMU, Curtain Wall	Open to Structure - Painted	See A1.2
101B	Elevator	VCT	-	-	-	-	-	Open to Structure - Painted	See A1.2
102	Principal	VCT	RB	Painted CMU	Painted CMU	Painted CMU, Curtain Wall	Painted CMU	ETR	See A1.2
103	Classroom	VCT	RB	Painted CMU	Painted CMU	Painted CMU	Painted CMU	ETR	See A1.2
104	Guidance Counselor	VCT	RB	Painted CMU, Curtain Wall	Painted CMU	Painted CMU	Painted CMU	ETR	See A1.2
105	Boys Restroom	PT	PT	Epoxy Painted CMU	Epoxy Painted CMU	Epoxy Painted CMU	Epoxy Painted CMU	ETR	See A1.2
106	Girls Restroom	PT	PT	Epoxy Painted CMU	Epoxy Painted CMU	Epoxy Painted CMU	Epoxy Painted CMU	ETR	See A1.2
200	Kindergarten Classroom	VCT	RB	Painted CMU, Curtain Wall	Painted CMU	Painted CMU	Painted CMU	ETR	See A1.2
200A	Toilet	PT	PT	Epoxy Painted CMU	Epoxy Painted CMU	Epoxy Painted CMU	Epoxy Painted CMU	ETR	See A1.2
201	First Grade Classroom	VCT	RB	Painted CMU	Painted CMU	Painted CMU, Curtain Wall	Painted CMU	ETR	See A1.2
201A	Toilet	PT	PT	Epoxy Painted CMU	Epoxy Painted CMU	Epoxy Painted CMU	Epoxy Painted CMU	ETR	See A1.2
202	Kindergarten Classroom	VCT	RB	Painted CMU, Curtain Wall	Painted CMU	Painted CMU	Painted CMU	ETR	See A1.2
202A	Toilet	PT	RB	Epoxy Painted CMU	Epoxy Painted CMU	Epoxy Painted CMU	Epoxy Painted CMU	ETR	See A1.2
203	First Grade Classroom	VCT	RB	Painted CMU	Painted CMU	Painted CMU, Curtain Wall	Painted CMU	ETR	See A1.2
203A	Toilet	PT	PT	Epoxy Painted CMU	Epoxy Painted CMU	Epoxy Painted CMU	Epoxy Painted CMU	ETR	See A1.2
204	Art Room	VCT	RB	Painted CMU, Curtain Wall	Painted CMU	Painted CMU	Painted CMU	ETR	See A1.2
204A	Toilet	PT	PT	Epoxy Painted CMU	Epoxy Painted CMU	Epoxy Painted CMU	Epoxy Painted CMU	ETR	See A1.2
205	Satellite Media Center	VCT	RB	Painted CMU	Painted CMU	Painted CMU, Curtain Wall	Painted CMU	ETR	See A1.2
206	Exit Star	VCT, Resilient Treads, Risers & Landing	RB	Painted CMU	Painted CMU	Painted CMU	Painted CMU	Open to Structure - Painted	See A1.2
207	Music Room	VCT	RB	Painted CMU	Painted CMU	Painted CMU, Curtain Wall	Painted CMU	ETR	See A1.2
300	Multipurpose Room	VCT	RB	Painted CMU	Painted CMU	Painted CMU, Curtain Wall	Painted CMU	ETR	See A1.2
301	Storage	VCT	RB	Painted CMU	Painted CMU	Painted CMU	Painted CMU	ETR	See A1.2
302	Kitchen	ETR	ETR	Painted CMU, Curtain Wall	Painted CMU	Painted CMU	Painted CMU	ETR	See A1.2
302A	Office	VCT	RB	Painted CMU	Painted CMU	Painted CMU	Painted CMU	ETR	See A1.2
302B	Can Wash	ETR	RB	Painted GWB	Painted Brick	Painted Brick	Painted Brick	ETR	See A1.2
302C	Toilet	ETR	ETR	Painted Brick	Painted Brick	Painted Brick	Painted Brick	ETR	See A1.2
303	Toilet	PT	PT	Epoxy Painted GWB	Epoxy Painted GWB, PT Wainscot	Epoxy Painted CMU	Epoxy Painted GWB	ETR	See A1.2
304	Toilet	PT	PT	Epoxy Painted CMU, PT Wainscot	Epoxy Painted GWB, PT Wainscot	Epoxy Painted CMU	Epoxy Painted CMU	ETR	See A1.2
2100	Elevator Lobby	VCT	RB	Painted CMU	Painted CMU	Painted GWB, Curtainwall	-	ACT	See A1.3
2100A	Star	VCT, Resilient Treads, Risers & Landing	RB	Painted CMU	-	Painted GWB, Curtainwall	Painted CMU	ACT	See A1.3
2101	Open Office	CT	RB	Painted GWB	Painted GWB	Painted GWB	Painted CMU, Painted GWB	ACT	See A1.3
2101A	Assistant Principal	CT	RB	Painted GWB	Painted GWB	Painted CMU, Painted GWB	Painted CMU	ACT	See A1.3
2101B	Conference	CT	RB	Painted GWB	Painted GWB	Painted GWB	Painted GWB	ACT	See A1.3
2200	Media Center	CT	RB	Painted GWB	Painted GWB	Painted CMU, Painted GWB	Painted CMU	ACT	See A1.3
2201	Third Grade Classroom	VCT	RB	Painted GWB	Painted GWB	Painted GWB	Painted CMU	ACT	See A1.3
2202	Second Grade Classroom	VCT	RB	Painted GWB	Painted CMU	Painted GWB	Painted GWB	ACT	See A1.3
2203	Third Grade Classroom	VCT	RB	Painted GWB	Painted GWB	Painted GWB	Painted GWB	ACT	See A1.3
2204	Second Grade Classroom	VCT	RB	Painted GWB	Painted CMU	Painted GWB	Painted GWB	ACT	See A1.3
2205	Teacher Workroom	VCT	RB	Painted CMU, Painted GWB	Painted GWB	Painted CMU, Painted GWB	Painted CMU, Painted GWB	ACT	See A1.3
2205A	Toilet	PT	PT	Epoxy Painted GWB, PT Wainscot	Epoxy Painted GWB, PT Wainscot	Epoxy Painted GWB	Epoxy Painted GWB	ACT	See A1.3
2205B	Toilet	PT	PT	Epoxy Painted CMU	Epoxy Painted GWB, PT Wainscot	Epoxy Painted GWB, PT Wainscot	Epoxy Painted GWB	ACT	See A1.3
2206	Fourth Grade Classroom	VCT	RB	Painted GWB	Painted CMU	Painted GWB	Painted CMU	ACT	See A1.3
2207	Boys' Restroom	PT	PT	Epoxy Painted CMU	Epoxy Painted CMU	Epoxy Painted CMU	Epoxy Painted CMU	GWB	See A1.3
2208	Fourth Grade Classroom	VCT	RB	Painted GWB	Painted CMU	Painted GWB	Painted GWB	ACT	See A1.3
2209	Girls' Restroom	PT	PT	Epoxy Painted CMU	Epoxy Painted CMU	Epoxy Painted CMU	Epoxy Painted CMU	GWB	See A1.3
2210	Fifth Grade Classroom	VCT	RB	Painted GWB	Painted CMU	Painted GWB	Painted CMU	ACT	See A1.3
2211	Resource Room	VCT	RB	Painted GWB	Painted CMU, Painted GWB	Painted CMU	Painted CMU	ACT	See A1.3
2212	Fifth Grade Classroom	VCT	RB	Painted GWB	Painted CMU	Painted GWB	Painted CMU	ACT	See A1.3
2213	Classroom	VCT	RB	Painted GWB	Painted CMU	Painted GWB	Painted CMU	ACT	See A1.3
2214	Exit Star	VCT, Resilient Treads, Risers & Landing	RB	Painted CMU	Painted CMU	Painted CMU	Painted CMU	GWB	See A1.3
C1	Custodial	PT	PT	Painted CMU	Painted CMU	Painted CMU	Painted CMU	ETR	See A1.2
C2	Custodial	PT	PT	Painted CMU	Painted CMU	Painted CMU	Painted CMU	ACT	See A1.3
E1	Control Room	Concrete	RB	Painted CMU	Painted CMU	Painted GWB	Painted CMU	ACT	See A1.3
E2	Electrical	Concrete	RB	Painted GWB	Painted GWB	Painted GWB	Painted GWB	Open to Structure	See A1.3
H1	Hall	VCT	RB	Painted CMU	Painted CMU	Painted CMU	Painted CMU	ETR	See A1.2
H2	Hall	Entrance Mat, VCT	RB	Painted CMU	Painted CMU	Painted CMU	Painted CMU	ETR	See A1.2
H3	Hall	Entrance Mat, VCT	RB	Painted CMU	Painted CMU	Painted CMU	Painted CMU	ETR	See A1.2
H4	Hall	VCT	RB	Painted CMU, Painted GWB	Painted CMU	Painted CMU	Painted CMU, Painted GWB	ACT, Open to Structure - Painted	See A1.3
R1	Riser Room	Concrete	RB	Painted CMU	Painted CMU	Painted GWB	Painted CMU	Open to Structure	See A1.2
S1	Storage	ETR	RB	ETR	ETR	ETR	ETR	ETR	See A1.2
S2	Storage	Concrete	RB	Painted CMU	Painted CMU, Painted GWB	Painted GWB	Painted CMU	Open to Structure	See A1.3
T1	Data	VCT	RB	Painted GWB	Painted GWB	Painted GWB	Painted GWB	Open to Structure - Painted	See A1.3

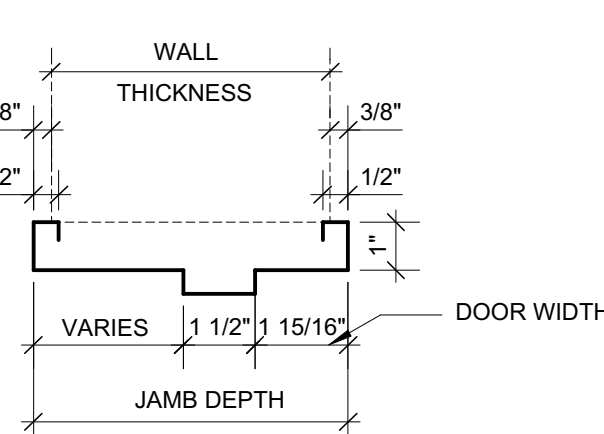
GWB - Gypsum Wall Board  
CMU - Concrete Masonry Unit  
ACT - Acoustical Ceiling Tile  
VCT - Vinyl Composite Tile  
ETR - Existing to Remain  
PT - Porcelain Tile  
CT - Carpet Tile  
RB - Rubber Base

Door Schedule									
ID #	Size WxH	Type	Material	Frame	Type	Material	Jamb Depth	Remarks	
100A	3-0 x 7-5 1/2 PR	C	Alum.	AL3	Alum.	7 1/2"			
100B	3-0 x 6-10	B	Wood	HM6	HM	8 5/8"		Provide transom panel	
100C	3-0 x 6-10	B	Wood	HM6	HM	12 5/8"		Provide transom panel	
100D	3-0 x 6-10	A	Wood	HM6	HM	5 5/8"			
100E	3-0 x 6-10	A	Wood	HM2	HM	8 5/8"			
101A	3-0 x 7-5 1/2	C	Alum.	AL1	Alum.	7 1/2"			
101B	2-10 3/4 x 7-5 1/2 PR	C	Alum.	AL4	Alum.	7 1/2"			
102A	3-0 x 6-10	B	Wood	HM6	HM	8 5/8"		Provide transom panel	
103A	3-0 x 6-10	B	Wood	HM6	HM	8 5/8"		Provide transom panel	
104A	3-0 x 6-10	B	Wood	HM7	HM7	8 3/8"		Provide transom panel	
200A	3-0 x 6-10	B	Wood	HM6	HM7	8 5/8"		Provide transom panel	
200B	-	ETR	-	ETR	-	-			
200C	-	ETR	-	ETR	-	-			
201A	3-0 x 6-10	B	Wood	HM6	HM7	8 5/8"		Provide transom panel	
201B	3-0 x 6-10	A	Wood	HM2	HM	12 5/8"			
202A	3-0 x 6-10	B	Wood	HM7	HM7	8 3/8"		Provide transom panel	
202B	-	ETR	-	ETR	-	-			
202C	-	ETR	-	ETR	-	-			
203A	3-0 x 6-10	B	Wood	HM7	HM7	8 3/8"		Provide transom panel	
203B	3-0 x 6-10	A	Wood	HM2	HM	12 5/8"			
204A	3-0 x 6-10	B	Wood	HM7	HM7	8 3/8"		Provide transom panel	
204B	3-0 x 6-10	A	Wood	HM2	HM	8 5/8"			
205A	3-0 x 6-10	B	Wood	HM6	HM7	8 5/8"		Provide transom panel	
206A	3-0 x 7-2 1/2	C	Alum.	FR1	Alum.	5 3/4"		1-Hour fire rated door & frame	
206B	3-0 x 7-2 1/2	C	Alum.	FR1	Alum.	5 3/4"		1-Hour fire rated door & frame	
207A	3-0 x 6-10	B	Wood	HM6	HM7	8 5/8"		Provide transom panel	
300A	3-0 x 6-10 PR	B	Wood	HM2	HM	12 5/8"			
300B	3-5 x 6-11	B	Alum.	AL5	Alum.	7 1/2"		Striated Alum. Panel Door	
300C	3-5 x 6-11	B	Alum.	AL5	Alum.	7 1/2"		Striated Alum. Panel Door	
301A	3-0 x 6-10 PR	A	Wood	HM3	HM	12 3/8"			
301B	3-0 x 6-10	-	-	HM2	HM	12 5/8"		Cased Opening	
302A	3-0 x 6-10	A	Wood	HM9	HM	6"			
302B	3-0 x 6-10	A	Wood	HM9	HM	6"			
302C	-	ETR	-	ETR	-	-			
302D	-	ETR	-	ETR	-	-			
302E	2-6 1/2 x 7-0	A	Alum.	AL1	Alum.	7 1/2"		Striated Alum. Panel Door	
302F	-	ETR	-	ETR	-	-			
303A	3-0 x 6-10	A	Wood	HM2	HM	5 7/8"			
304A	3-0 x 6-10	A	Wood	HM2	HM	5 7/8"			
2101A	3-0 x 7-0	A	Wood	HM8	HM	8 5/8"			
2101B	3-0 x 7-0	B	Wood	HM5	HM	5 7/8"			
2101C	3-0 x 7-0	B	Wood	HM5	HM	5 7/8"			
2200A	3-0 x 7-0	A	Wood	HM8	HM	8 5/8"			
2201A	3-0 x 7-0	B	Wood	HM5	HM	8 5/8"			
2202A	3-0 x 7-0	B	Wood	HM5	HM	8 5/8"			
2203A	3-0 x 7-0	B	Wood	HM5	HM	8 5/8"			
2204A	3-0 x 7-0	B	Wood	HM5	HM	8 5/8"			
2205A	3-0 x 7-0	B	Wood	HM5	HM	8 5/8"			
2205B	3-0 x 7-0	A	Wood	HM1	HM	5 7/8"			
2205C	3-0 x 7-0	A	Wood	HM1	HM	5 7/8"			
2206A	3-0 x 7-0	B	Wood	HM5	HM	8 5/8"			
2208A	3-0 x 7-0	B	Wood	HM5	HM	8 5/8"			
2210A	3-0 x 7-0	B	Wood	HM5	HM	8 5/8"			
2211A	3-0 x 7-0	B	Wood	HM5	HM	8 5/8"			
2212A	3-0 x 7-0	B	Wood	HM5	HM	8 5/8"			
2213A	3-0 x 7-0	B	Wood	HM5	HM	8 5/8"			
2215A	3-0 x 7-0	A	Wood	FR2	HM	2 9/16"		1-Hour fire rated door & frame	
2215B	3-0 x 7-0	A	Wood	FR2	HM	2 9/16"		1-Hour fire rated door & frame	
C1A	3-0 x 6-10	A	Wood	HM3	HM	12 3/8"			
C2A	3-0 x 7-0	A	Wood	HM1	HM	8 5/8"			
E1A	3-0 x 7-0	A	Wood	HM4	HM	8 5/8"			
E2A	3-0 x 7-0	A	Wood	HM4	HM	8 5/8"			
H2A	2-9 1/2" x 7-5 1/2 PR	C	Alum.	AL2	Alum.	7 1/2"			
H3A	3-0 x 7-5 1/2 PR	C	Alum.	AL2	Alum.	7 1/2"			
R1A	3-0 x 7-5 1/2	A	Alum.	AL1	Alum.	7 1/2"		Striated Alum. Panel Door	
S1A	2-5 1/2 x 7-1 1/2 PR	B	Alum.	AL1	Alum.	7 1/2"		Striated Alum. Panel Door	
S2A	3-2 x 7-0 PR	A	Wood	HM4	HM	8 5/8"			
T1A	3-0 x 7-0	A	Wood	HM1	HM	5 7/8"			

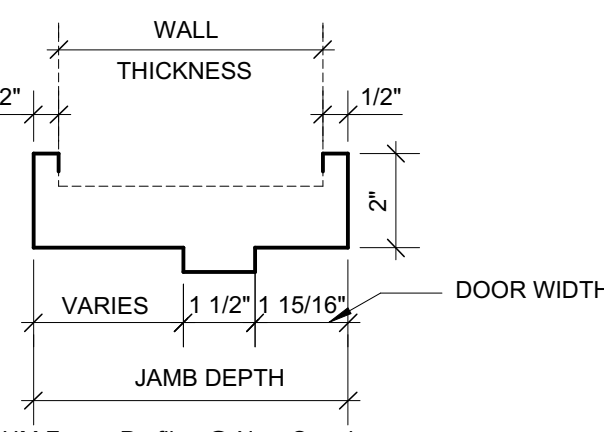
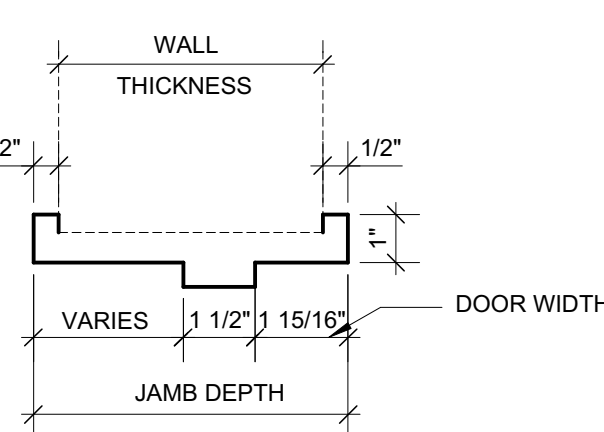
SIGNAGE LEGEND:	
+	Room #
^	Room # & Room Name
+	Room # & Media Slot
Notes: - See A7.4 for sign details. - Provide ADA signage at all doors to restrooms/toilets & stairs. - Final Room Names to be determined at a later date.	



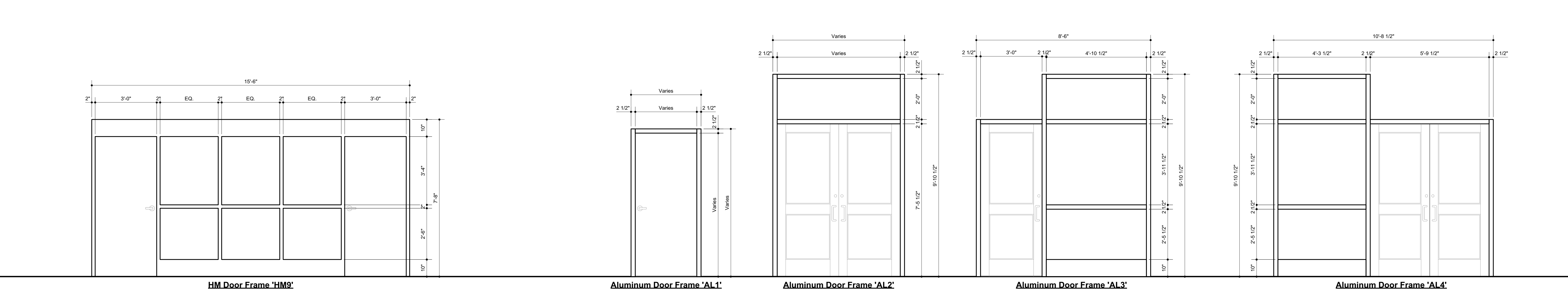
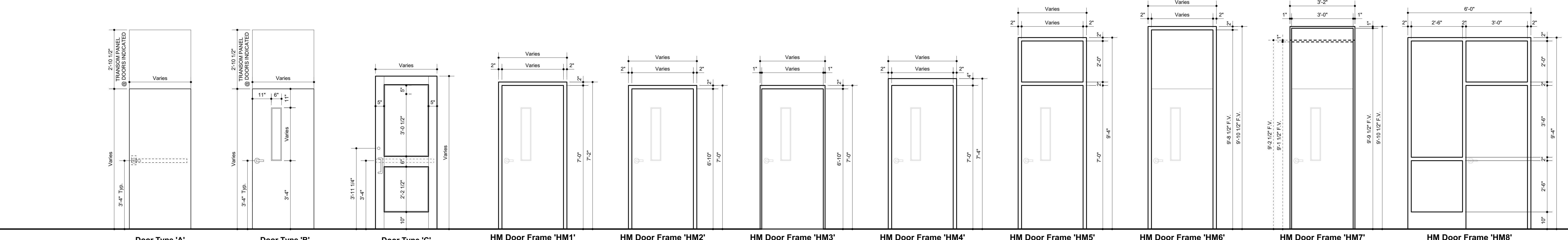
HM Frame Profiles @ Lintel Beams



HM Frame Profiles @ Existing Opening



HM Frame Profiles @ New Opening



124 Market St, Wilmington, NC 28401  
910 762-0892 s2a3.com

PARAMOUNTE  
122 CINEMA DRIVE WILMINGTON, NC 28403  
Office: (910) 791-6707  
www.paramounte-eng